

# INALA DESKING DIVIDER


Screens » Desking Screens




Collection: **Inala**

# INALA DESKING DIVIDER

Screens » Desking Screens



BARK - PET




BRICK - PET




CADET - PET



CHAMBRAY - PET




COBALT - PET




ECRU - PET




FOSSIL - PET




FROST - PET




GRASS - PET




GREIGE - PET



IVORY - PET




LINEN - PET




MALACHITE - PET




MANDARIN - PET




MIDNIGHT - PET




OCHRE - PET



OLIVE - PET




PEBBLE - PET



PEWTER - PET




SKY - PET




SLATE - PET




SMOKE - PET



SUNSHINE - PET



TAR - PET



EUCALYPTUS - TIMBER  
PET

# INALA DESKING DIVIDER

Screens » Desking Screens



IRONBARK - TIMBER  
PET



MERBAU - TIMBER PET



SPOTTED GUM -  
TIMBER PET



Inala Desking Divider  
Premium Material  
Raku Jade Detail



Inala Desking Divider  
Meadow



Inala Desking Divider  
Detail



Inala Desking Divider  
Detail 2

# INALA DESKING DIVIDER

Screens » Desking Screens

Inala Desking Divider—a game-changer in your quest for focus and privacy. Available in 2 sizes

● **Acoustic**

● **Absorbs Noise**

● **Bleach Cleanable**

● **Easy Clean**

● **Easy Install**

## Description

Inala Desking Divider—a game-changer in your quest for focus and privacy. Available in 2 sizes crafted to perfection and a height designed for maximum effectiveness, it's the ultimate addition to your workspace.

Constructed with not one, but two layers of high quality 1/2" high-quality PET, this divider doesn't just create privacy; it fortifies it. Slide it effortlessly over the edge of your desk and secure it with the non-destructive comfort grip knob for a snug fit that won't leave a mark.

Whether you're in the zone or simply seeking solitude, the Inala Desking Divider has got your back. With its seamless integration and double-layer defence against distractions, it's a must-have for any bustling workspace.

So, why settle for a divided attention span when you can have the clarity and focus you deserve? Upgrade to the Inala Desking Divider and take control of your productivity like never before.

## Made In

USA

## Dimensions

- 23.8" (603mm) w x 23.8" (603.3mm) h x 1" (25mm) D
- 29.8" (756mm) w x 23.8" (603.3mm) h x 1" (25mm) D

# INALA DESKING DIVIDER

Screens » Desking Screens

## PET Colours

### Standard Finishes:

30 Solid Colors: Bark, Brick, Cadet, Chambray, Cobalt, Ecru, Elderberry, Fossil, Frost, Grass, Greige, Ivory, Linen, Malachite, Mandarin, Meadow, Midnight, Ochre, Olive, Parchment, Pebble, Pewter, Saffron, Sky, Slate, Smoke, Storm, Sunshine, Tar, Twilight.

**4 Timber Prints:** Eucalyptus, Iron bark, Merbau, Spotted Gum.

### Premium Finishes:

**12 Premium Wood Prints:** Australian Walnut, Cherry, Claro Walnut, Euro Beech, Knotty Pine, Lace Wood, Maple, Palm Wood, Poplar, Redwood, Rustic Walnut, White Oak.

**18 Premium Material Prints:** Concrete Cast, Concrete Polished, Concrete Dark Tint, Raku Bone, Raku Luster, Raku Jade, Shale Light, Shale Medium, Shale Dark, Terracotta Sun Bleached, Terracotta Mission, Terracotta Antique, Terrazzo Light, Terrazzo Medium, Terrazzo Dark, Travertine Light, Travertine Medium, Travertine Dark.

## Composition

Density 0.5 lb/ft<sup>2</sup> 2.4 kg /m<sup>2</sup>

## Sustainability

func. PET panels are made from 100% recyclable materials.

- 60% post-consumer recycled PET bottles.
- 35% pre-consumer recycled content from PET chips
- 5% bio-based Polylactic Acid (PLA)
- Accessories: Steel + PET insert/liner with powder coat finish

## Fire Rating

ASTM-E84 – Class A classification  
AS ISO 9705 – 2003 – Group 1 classification  
EN-13501 – B-s2-d0 classification

## Warranty

5-year warranty.

## Lead Time

4-6 weeks

# INALA DESKING DIVIDER

Screens » Desking Screens

---

**Assembly & Delivery** Flat pack delivery, minimal assembly required.

See installation instructions for detail.

---

**Suggested Installation** Go to Technical Documents and download the Installation Guide for more details.

---

**How to Specify**

1. Select Size
2. Select PET Color

---

**Care Instructions** Dab func. with a damp clean cloth and mild solution of liquid detergent and warm water. Repeat using only clean water, then pat dry with a lint free cloth.

For difficult stains, use a solution of household bleach (10% bleach / 90% water).

To remove the bleach, repeat using a clean, water dampened cloth, then pat dry.

Always test in an inconspicuous area first and if you don't see the expected results, contact us.

---

**Additional Comments** To see how vivid the colors truly are, it's easy to request a sample through the "Request information" button on this page, or you can ask for one from your local sales guru

---

**Inclusions** Hardware to suit size selected

---