

INALA DESKING SCREEN

Screens » Desking Screens



Collection: **Inala**

INALA DESKING SCREEN

Screens » Desking Screens



BARK - PET



BRICK - PET



CADET - PET




CHAMBRAY - PET




COBALT - PET




ECRU - PET



FOSSIL - PET



FROST - PET



GRASS - PET



GREIGE - PET



IVORY - PET



LINEN - PET



MALACHITE - PET



MANDARIN - PET



MIDNIGHT - PET



OCHRE - PET



OLIVE - PET



PEBBLE - PET



PEWTER - PET




SKY - PET



SLATE - PET



SMOKE - PET



SUNSHINE - PET



TAR - PET




EUCALYPTUS - TIMBER
PET

INALA DESKING SCREEN


Screens » Desking Screens



IRONBARK - TIMBER
PET




MERBAU - TIMBER PET



SPOTTED GUM -
TIMBER PET



Inala Desking Screen
Premium Wood Euro
Beech and Parchment



Inala Desking Screen
Detail Clamp



Inala Desking Screen
Detail Clamp Installed



Inala Desking Screen
Detail Clamp 2



Inala Desking Screen
Detail Clamp 3



Inala Desking Screen
Detail Clamp 4

INALA DESKING SCREEN

Screens » Desking Screens

Step into serenity with the Inala Desking Screen. Crafted to turn your desk into a sanctuary of focus and productivity.

- Acoustic
- Easy Clean
- Absorbs Noise
- Easy Install
- Bleach Cleanable

Description

Bid farewell to the frenzy and embrace tranquility with the Inala Desking Screen. With 9 sizes ranging from petite to grand, and 3 heights tailored to your needs, it's like bespoke tailoring for your workspace. Fabricated from high quality 1/2" (12mm) PET, it's not just a pretty face—it's a fortress against distractions, providing coverage below the desk for added privacy and focus.

Available in a palette of 64 func.y finishes, to ensure your space reflects your vibe, whatever it may be. Whether you're feeling bold or understated, there's a hue with your name on it.

Perfect for bustling offices or educational institutions, the Inala Desking Screen is your ticket to a private slice of heaven. And with installation so easy, even your office fern could do it, it's a no-brainer for convenience and style.

So, why settle for the ordinary when you can have the extraordinary? Elevate your workspace with the Inala Desking Screen and revel in the bliss of uninterrupted productivity.

Made In

USA

INALA DESKING SCREEN

Screens » Desking Screens

PET Colours

Standard Finishes:

30 Solid Colors: Bark, Brick, Cadet, Chambray, Cobalt, Ecru, Elderberry, Fossil, Frost, Grass, Greige, Ivory, Linen, Malachite, Mandarin, Meadow, Midnight, Ochre, Olive, Parchment, Pebble, Pewter, Saffron, Sky, Slate, Smoke, Storm, Sunshine, Tar, Twilight.

4 Timber Prints: Eucalyptus, Iron bark, Merbau, Spotted Gum.

Premium Finishes:

12 Premium Wood Prints: Australian Walnut, Cherry, Claro Walnut, Euro Beech, Knotty Pine, Lace Wood, Maple, Palm Wood, Poplar, Redwood, Rustic Walnut, White Oak.

18 Premium Material Prints: Concrete Cast, Concrete Polished, Concrete Dark Tint, Raku Bone, Raku Luster, Raku Jade, Shale Light, Shale Medium, Shale Dark, Terracotta Sun Bleached, Terracotta Mission, Terracotta Antique, Terrazzo Light, Terrazzo Medium, Terrazzo Dark, Travertine Light, Travertine Medium, Travertine Dark.

Composition

Density 0.5 lb/ft² 2.4 kg /m²

Sustainability

func. PET panels are made from 100% recyclable materials.

- 60% post-consumer recycled PET bottles.
 - 35% pre-consumer recycled content from PET chips
 - 5% bio-based Polylactic Acid (PLA)
 - Accessories: Steel + PET insert/liner with powder coat finish
-

Fire Rating

ASTM-E84 – Class A classification
AS ISO 9705 – 2003 – Group 1 classification
EN-13501 – B-s2-d0 classification

Warranty

5-year warranty.

Lead Time

4-6 weeks

INALA DESKING SCREEN

Screens » Desking Screens

Assembly & Delivery Flat pack delivery, minimal assembly required.
See installation instructions for detail.

Suggested Installation Go to Technical Documents and download the Installation Guide for more details.

How to Specify
1. Select Size
2. Select PET Color

Care Instructions
Dab func. with a damp clean cloth and mild solution of liquid detergent and warm water. Repeat using only clean water, then pat dry with a lint free cloth.

For difficult stains, use a solution of household bleach (10% bleach / 90% water).

To remove the bleach, repeat using a clean, water dampened cloth, then pat dry.

Always test in an inconspicuous area first and if you don't see the expected results, contact us.

Additional Comments To see how vivid the colors truly are, it's easy to request a sample through the "Request information" button on this page, or you can ask for one from your local sales guru

Inclusions Hardware to suit size selected
