

# COOEE DESKING WING

Screens » Desking Screens



Collection: **Coöee**

# COOEE DESKING WING

Screens » Desking Screens



BARK - PET



BRICK - PET



CADET - PET



CHAMBRAY - PET



COBALT - PET



ECRU - PET



FOSSIL - PET



FROST - PET



GRASS - PET



GREIGE - PET



IVORY - PET



LINEN - PET



MALACHITE - PET



MANDARIN - PET



MIDNIGHT - PET



OCHRE - PET



OLIVE - PET



PEBBLE - PET



PEWTER - PET



SKY - PET



SLATE - PET



SMOKE - PET



SUNSHINE - PET




TAR - PET




EUCALYPTUS - TIMBER  
PET

# COOEE DESKING WING


Screens » Desking Screens




IRONBARK - TIMBER  
PET




MERBAU - TIMBER PET



SPOTTED GUM -  
TIMBER PET



ANODISED SILVER -  
POWDER COAT



BENGAL WHITE -  
POWDER COAT



DENIM - POWDER  
COAT



FERN - POWDER COAT



GUNMETAL - POWDER  
COAT



LT GREY - POWDER  
COAT



MARIGOLD - POWDER  
COAT



MATTE BLACK -  
POWDER COAT



SPICE - POWDER COAT



TANGO - POWDER  
COAT



TEAL - POWDER COAT



TERRACOTTA -  
POWDER COAT






Cooee Desking Wing  
Educational



Cooee Desking Wing  
with Visor



Cooee Educational  
larger Space



# COOEE DESKING WING

Screens » Desking Screens

---



# COOEE DESKING WING

Screens » Desking Screens

Elevate your workspace and redefine the way you interact with your desk.

● **Absorbs Noise**

● **Acoustic**

● **Bleach Cleanable**

● **Easy Clean**

● **Easy Install**

## Description

The Cooee Desking Wing's compact design seamlessly blends into your workspace. Its corner Mallee cut detail adds style and practicality.

The Cooee Desking Wing goes beyond the ordinary. While it doesn't feature a modesty section, it extends past the desk's surface, enhancing your workspace's visual continuity.

Installation is a breeze with the included 'C' Clamp fixings. These non-destructive fixtures easily integrate, using existing metal plates for stability. Whether on your desks left or right side it fits right in.

Discover functional elegance with the Cooee Desking Wing.

## Made In

USA

## Dimensions

24" (610mm) w x 23.8" (603mm) h x 0.5" (13mm) d

## Powder Coat

Anodized Silver, Bengal White, Denim, Fern, Gunmetal, LT Grey, Marigold, Matte Black, Spice, Tango, Teal, Terracotta

# COOEE DESKING WING

Screens » Desking Screens

## PET Colours

### Standard Finishes:

30 Solid Colors: Bark, Brick, Cadet, Chambray, Cobalt, Ecru, Elderberry, Fossil, Frost, Grass, Greige, Ivory, Linen, Malachite, Mandarin, Meadow, Midnight, Ochre, Olive, Parchment, Pebble, Pewter, Saffron, Sky, Slate, Smoke, Storm, Sunshine, Tar, Twilight.

**4 Timber Prints:** Eucalyptus, Iron bark, Merbau, Spotted Gum.

### Premium Finishes:

**12 Premium Wood Prints:** Australian Walnut, Cherry, Claro Walnut, Euro Beech, Knotty Pine, Lace Wood, Maple, Palm Wood, Poplar, Redwood, Rustic Walnut, White Oak.

**18 Premium Material Prints:** Concrete Cast, Concrete Polished, Concrete Dark Tint, Raku Bone, Raku Luster, Raku Jade, Shale Light, Shale Medium, Shale Dark, Terracotta Sun Bleached, Terracotta Mission, Terracotta Antique, Terrazzo Light, Terrazzo Medium, Terrazzo Dark, Travertine Light, Travertine Medium, Travertine Dark.

## Composition

Density 0.5 lb/ft<sup>2</sup> 2.4 kg /m<sup>2</sup>

## Material

- 60% post-consumer recycled PET bottles.
- 35% pre-consumer recycled content from PET chips
- 5% bio-based Polylactic Acid (PLA)

Accessories: Steel + PET insert/liner with powder coat finish

## Fire Rating

ASTM-E84 – Class A classification  
AS ISO 9705 – 2003 – Group 1 classification  
EN-13501 – B-s2-d0 classification

## Warranty

5-year warranty.

## Lead Time

6–8 weeks

## Assembly & Delivery

Flat pack delivery, minimal assembly required.

See installation instructions for detail.

# COOEE DESKING WING

Screens » Desking Screens

---

## How to Specify

1. Select your PET Color
  2. Select your quantity
- 

## Care Instructions

Dab func. with a damp clean cloth and mild solution of liquid detergent and warm water. Repeat using only clean water, then pat dry with a lint free cloth.

For difficult stains, use a solution of household bleach (10% bleach / 90% water).

To remove the bleach, repeat using a clean, water dampened cloth, then pat dry.

Always test in an inconspicuous area first and if you don't see the expected results, contact us.

---

## Additional Comments

To see how vivid the colors truly are, it's easy to request a sample through the "Request information" button on this page, or you can ask for one from your local sales guru

---

## Inclusions

- PET Cooee Desking Wing x 1
  - White C-Clamp Bracket x 2
-